

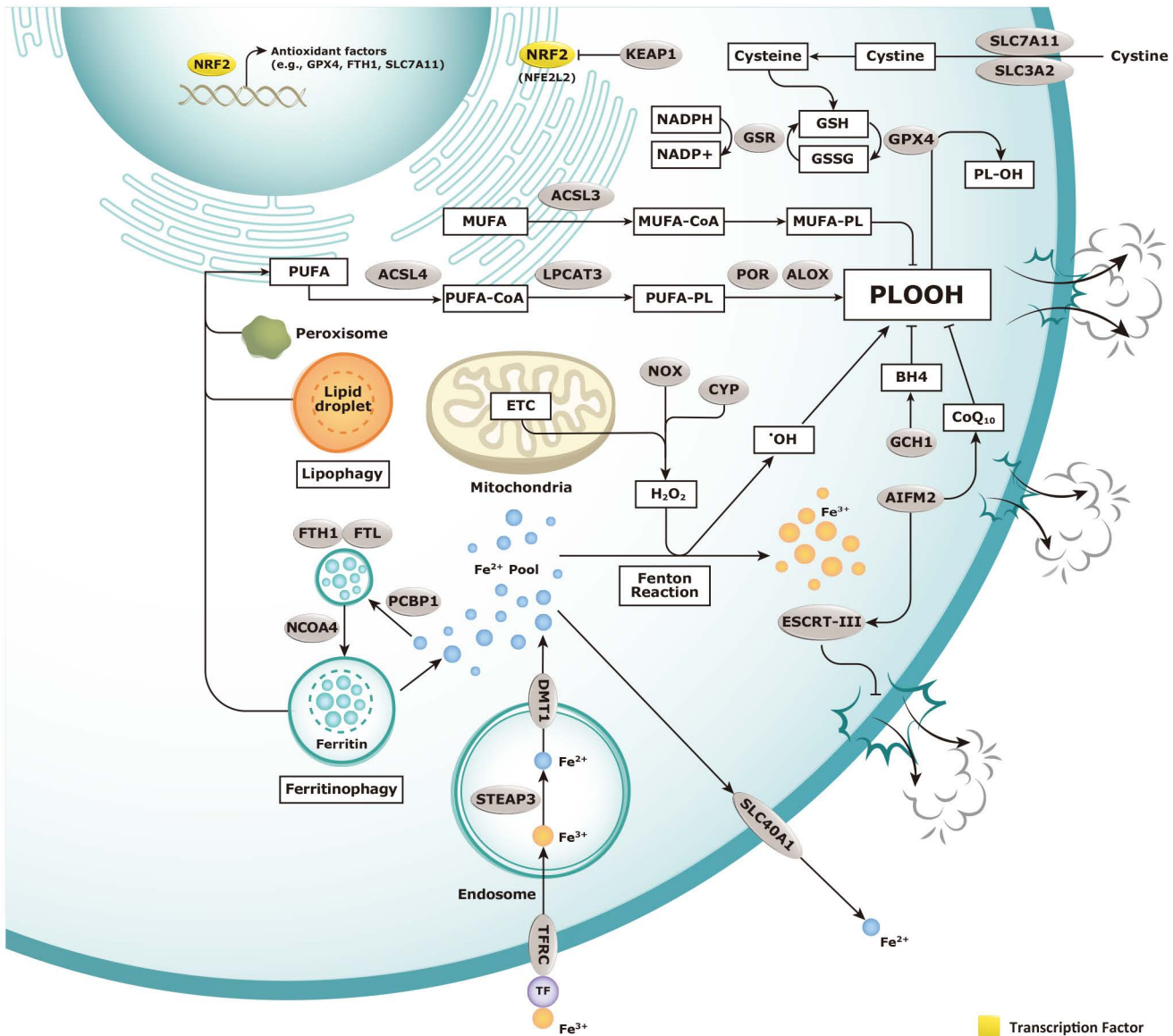
Ferroptosis

www.genetex.com

Your Expertise

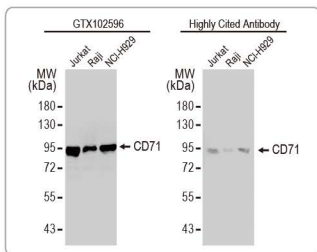
Our Antibodies

Accelerated Discovery

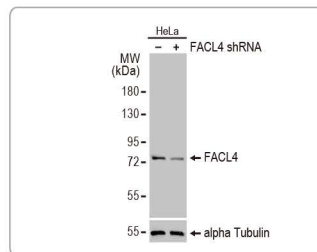


Highlighted products

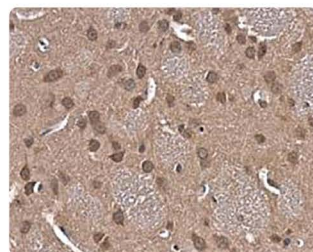
 Citation Support
  KO/KD Validation
  Comparable Abs
  Orthogonal Validation
  Protein Overexpression
  Recombinant





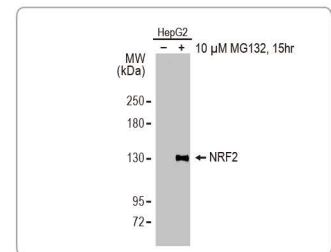
CD71 antibody [N2C1], Internal (GTX102596)  



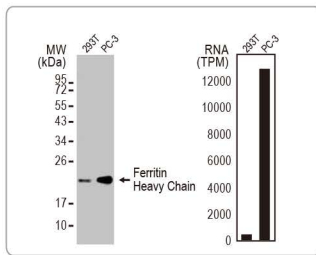
FACL4 antibody [HL229] (GTX635616)  



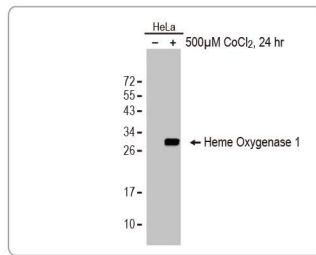
Glutathione Reductase antibody [N2C2], Internal (GTX114199)  



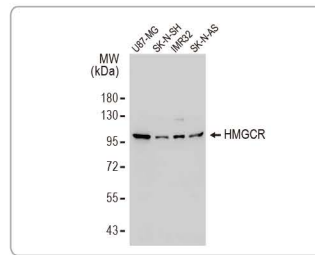
NRF2 antibody [HL1021] (GTX635826)    



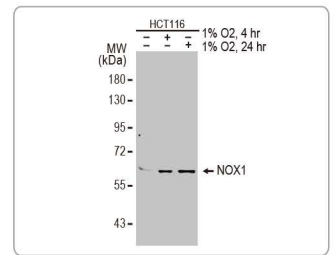
Ferritin Heavy Chain antibody [N1C3] (GTX101733)



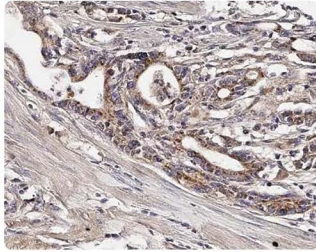
Heme Oxygenase 1 antibody [HL1780] (GTX637432)



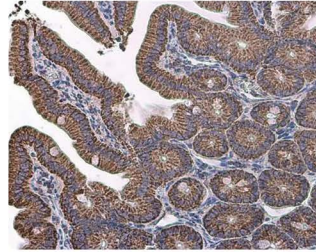
HMGR antibody [GT1262] (GTX02859)



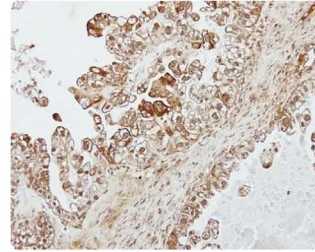
NOX1 antibody (GTX103888)



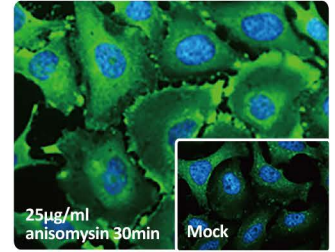
mtTFA antibody [HL2012] (GTX637913)



VDAC2 antibody [C2C3], C-term (GTX104745)



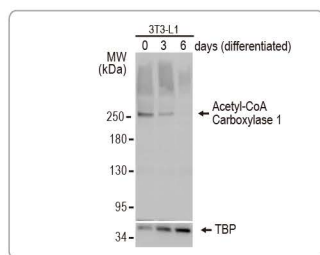
Transferrin antibody [N3C2], Internal (GTX112729)



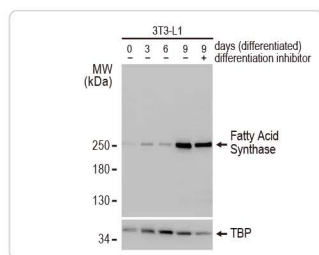
HSP27 (phospho Ser82) antibody [GT357] (GTX634421)

Iron metabolism

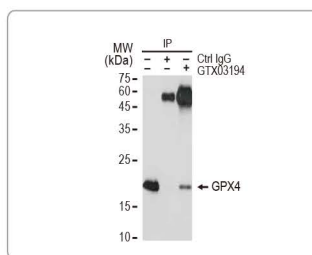
Cat. No.	Product Name	Clonality	Reactivity	Applications
GTX133555	Beclin 1 antibody	Rb pAb	Hu,Ms	WB, IHC-P
GTX133857	Beclin 1 (phospho Ser90) antibody	Rb pAb	Hu	WB
GTX110568	Bid antibody [N1C3-2]	Rb pAb	Hu,Ms,Rat	WB, ICC/IF, IHC-P, IP
GTX134724	Cathepsin B antibody	Rb pAb	Hu	WB, IHC-P
GTX102596	CD71 antibody [N2C1], Internal	Rb pAb	Hu,Ms	WB, ICC/IF
GTX113168	Ceruloplasmin antibody [N1N2], N-term	Rb pAb	Hu,Ms,Rat	WB, ICC/IF, IHC-P
GTX122151	CG1458 antibody	Rb pAb	Hu,Dm	WB, IHC-P
GTX130889	DMT1 antibody	Rb pAb	Hu,Ms	WB
GTX101229	DUSP1 antibody	Rb pAb	Ms	WB
GTX00928	Ferritin Heavy Chain antibody [GT1149]	Rec Rb mAb	Hu,Ms,Rat	WB
GTX101733	Ferritin Heavy Chain antibody [N1C3]	Rb pAb	Hu,Ms,Rat	WB, ICC/IF, IHC-P
GTX112943	Ferritin Light Chain antibody [N1C3-3]	Rb pAb	Hu,Ms	WB, IHC-P, ELISA
GTX637432	Heme Oxygenase 1 antibody [HL1780]	Rec Rb mAb	Hu	WB
GTX633693	Heme Oxygenase 1 antibody [GT664]	Ms mAb	Hu	WB, ICC/IF, ELISA, Sandwich ELISA
GTX101147	Heme Oxygenase 1 antibody	Rb pAb	Hu,Ms,Rat,Mk	WB, ICC/IF, IHC-P, ELISA, Sandwich ELISA
GTX634459	HSP27 antibody [GT6310]	Ms mAb	Hu,Ms,Rat	WB, ICC/IF, IHC-P
GTX101145	HSP27 antibody	Rb pAb	Hu,Ms,Rat	WB, ICC/IF, IHC-P, FACS, IP
GTX634421	HSP27 (phospho Ser82) antibody [GT357]	Ms mAb	Hu,Ms,Rat	WB, ICC/IF
GTX133850	HSP27 (phospho Ser82) antibody	Rb pAb	Hu,Ms	WB
GTX113488	Lactoferrin antibody	Rb pAb	Hu	WB, IHC-P
GTX132655	LAMP2A antibody	Rb pAb	Hu	WB
GTX00949	LC3B antibody [GT1187]	Rec Rb mAb	Hu,Ms,Rat	WB, ICC/IF, IHC-P
GTX127375	LC3B antibody	Rb pAb	Hu,Ms,Rat,Pig,Mosq	WB, ICC/IF, IHC-P, IHC-Fr, FACS, IP
GTX132936	Lipocalin-2 antibody	Rb pAb	Hu	WB, ICC/IF, IHC-P
GTX637913	mtTFA antibody [HL2012]	Rec Rb mAb	Hu	WB, IHC-P
GTX112760	mtTFA antibody	Rb pAb	Hu,Ms,Rat	WB, ICC/IF, IHC-P, IP
GTX134444	NEDD4 antibody	Rb pAb	Ms,Rat	WB
GTX130730	NEDD4L antibody	Rb pAb	Hu	WB
GTX103888	NOX1 antibody	Rb pAb	Hu,Ms,Rat	WB, ICC/IF, IHC-P
GTX133715	NOX2 / gp91phox antibody	Rb pAb	Hu,Ms,Rat	WB, IHC-P
GTX121929	NOX4 antibody [N3C3]	Rb pAb	Hu,Ms,Rat	WB, ICC/IF, IHC-P, IHC
GTX114616	PCBP2 antibody [N1C1]	Rb pAb	Hu,Ms,Rat	WB, ICC/IF, IHC-P, IP
GTX118656	PCBP3 antibody [N1C2]	Rb pAb	Hu,Ms,Rat	WB, ICC/IF
GTX129230	PEX14 antibody	Rb pAb	Hu,Ms,Rat	WB, ICC/IF
GTX113584	Pirin antibody	Rb pAb	Hu,Ms,Rat	WB, ICC/IF, IHC-P
GTX113344	PPAR gamma antibody	Rb pAb	Hu	WB
GTX132548	RAB7A antibody	Rb pAb	Hu,Ms,Rat	WB, ICC/IF, IHC-P
GTX121316	SLC25A28 antibody [N3C3]	Rb pAb	Hu	WB
GTX116308	STEAP3 antibody [N1C1]	Rb pAb	Hu	WB
GTX112729	Transferrin antibody [N3C2], Internal	Rb pAb	Hu,Rat	WB, ICC/IF, IHC-P
GTX104745	VDAC2 antibody [C2C3], C-term	Rb pAb	Hu,Ms,Rat	WB, ICC/IF, IHC-P, IP, ELISA



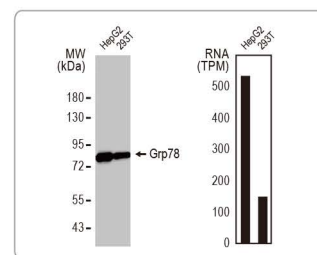
Acetyl-CoA Carboxylase 1 antibody (GTX132081)



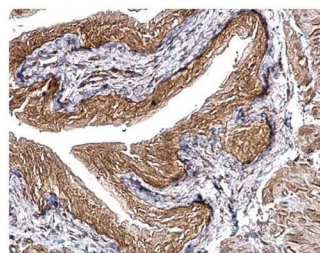
Fatty Acid Synthase antibody [HL2161] (GTX638139)



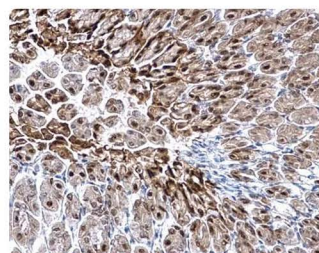
GPX4 antibody [GT1282] (GTX03194)



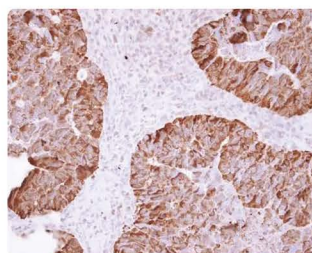
Grp78 antibody [HL1815] (GTX637540)



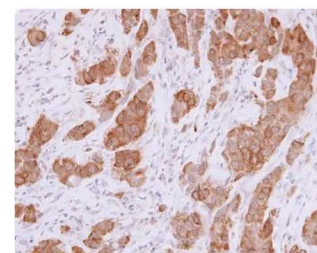
CHMP5 antibody [N1C3] (GTX106692)



GSTP1 antibody (GTX112695)



Hsp90 alpha antibody (GTX109753)



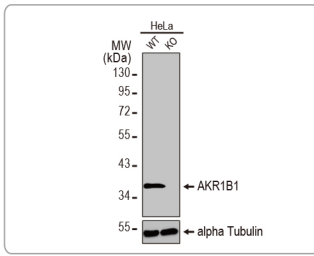
NQO1 antibody [C2C3], C-term (GTX100235)

Lipid metabolism

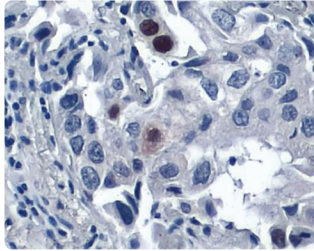
Cat. No.	Product Name	Clonality	Reactivity	Applications
GTX132081	Acetyl-CoA Carboxylase 1 antibody	Rb pAb	Hu,Ms,Rat	WB, ICC/IF, IHC-P
GTX133974	Acetyl-CoA Carboxylase 1 (phospho Ser79) antibody	Rb pAb	Hu,Ms,Rat	WB
GTX112431	ACSL3 antibody	Rb pAb	Hu,Ms,Rat	WB, ICC/IF, IHC-P
GTX130257	ALOX12 antibody	Rb pAb	Hu	WB
GTX107325	ALOXE3 antibody [N1N3]	Rb pAb	Hu	WB, IHC-P
GTX635616	FACL4 antibody [HL229]	Rec Rb mAb	Hu,Ms,Rat,Dm	WB, ICC/IF, IHC-P
GTX633365	FACL4 antibody [GT186]	Ms mAb	Hu,Ms,Rat	WB, ICC/IF, IHC-P
GTX100260	FACL4 antibody [C3], C-term	Rb pAb	Hu,Ms,Rat	WB, ICC/IF, IHC-P, IP
GTX638139	Fatty Acid Synthase antibody [HL2161]	Rec Rb mAb	Hu,Ms,Rat	WB, ICC/IF, IHC-P
GTX629628	Fatty Acid Synthase antibody [GT237]	Ms mAb	Hu,Ms,Rat	WB, IHC-P
GTX109833	Fatty Acid Synthase antibody [N1], N-term	Rb pAb	Hu,Ms,Rat	WB, ICC/IF, IHC-P, IHC-Fr, IP
GTX108885	FDFT1 antibody [N1C3]	Rb pAb	Hu	WB, IHC-P
GTX02859	HMGCR antibody [GT1262]	Rec Rb mAb	Hu,Ms,Rat	WB
GTX101099	POR antibody [N1N3]	Rb pAb	Hu,Ms	WB, ICC/IF, IHC-P
GTX104015	Pyruvate Dehydrogenase E1 alpha antibody	Rb pAb	Hu,Ms,Rat,Zfsh	WB, ICC/IF, IHC-P, IHC-Wm, IP
GTX104040	Pyruvate Dehydrogenase E1 beta subunit antibody	Rb pAb	Hu,Ms,Rat	WB, ICC/IF, IHC-P
GTX105999	Pyruvate dehydrogenase kinase 1 / PDK1 antibody [N1C3]	Rb pAb	Hu	WB

Glutathione metabolism


Cat. No.	Product Name	Clonality	Reactivity	Applications
GTX628777	CBS antibody [GT519]	Ms mAb	Hu,Ms,Rat	WB, IHC-P
GTX113400	CBS antibody	Rb pAb	Hu,Ms,Rat	WB, ICC/IF, IHC-P, IP
GTX104108	CD98 antibody [N1C2]	Rb pAb	Hu	WB, IHC-P
GTX634460	CTH antibody [GT1657]	Ms mAb	Ms	WB
GTX113409	CTH antibody	Rb pAb	Hu,Ms,Rat	WB, IHC-P
GTX113197	GCLC antibody [N1N3]	Rb pAb	Hu,Ms	WB
GTX114199	Glutathione Reductase antibody [N2C2], Internal	Rb pAb	Hu,Ms,Rat	WB, IHC-P
GTX03194	GPX4 antibody [GT1282]	Rec Rb mAb	Hu,Ms,Rat	WB, IP
GTX637540	Grp78 antibody [HL1815]	Rec Rb mAb	Hu,Ms,Rat	WB, ICC/IF, IHC-P
GTX113340	Grp78 antibody	Rb pAb	Hu,Ms,Rat,Chk	WB, ICC/IF, IHC-P
GTX108012	GSTA1 antibody	Rb pAb	Hu,Ms	WB, ICC/IF, IHC-P
GTX113448	GSTM1 antibody	Rb pAb	Hu,Ms,Rat	WB, IHC-P
GTX108776	GSTM5 antibody	Rb pAb	Hu,Ms,Rat	WB, ICC/IF, IHC-P
GTX112695	GSTP1 antibody	Rb pAb	Hu,Ms,Rat	WB, ICC/IF, IHC-P
GTX109753	Hsp90 alpha antibody	Rb pAb	Hu,Ms,Rat,Dm,Mk,Nematode	WB, ICC/IF, IHC-P, IP
GTX101448	Hsp90 beta antibody	Rb pAb	Hu,Ms,Rat,Zfsh	WB, ICC/IF, IHC-P, IHC-Wm, IP, ELISA-Ag
GTX101705	PRX I antibody [N1C2]	Rb pAb	Hu,Ms,Rat	WB, ICC/IF, IHC-P
GTX100747	PRX II antibody	Rb pAb	Hu,Rat	WB, IHC-P, IHC-Fr, IP
GTX112004	PRX III antibody [N1C3]	Rb pAb	Hu,Ms	WB, ICC/IF, IHC-P
GTX108256	PRX IV antibody	Rb pAb	Hu,Ms	WB, ICC/IF, IHC-P
GTX108727	Trxr1 antibody [N3C2], Internal	Rb pAb	Hu,Ms,Rat	WB, ICC/IF, IHC-P



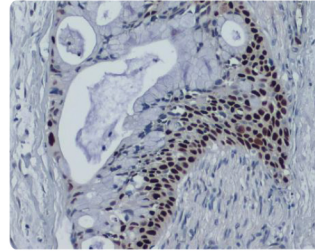
AKR1B1 antibody [N1C3]
(GTX113381)



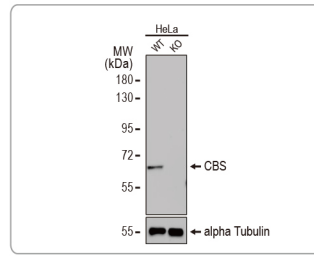
p21 Cip1 antibody [GT1032]
(GTX629543)



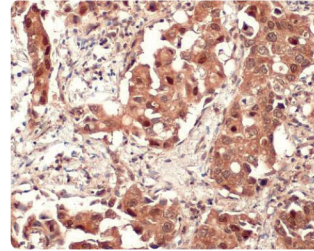
AMID antibody [N1], N-term
(GTX108089)




p53 antibody [DO1]
(GTX70214)



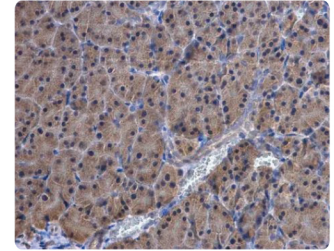
CBS antibody [GT519]
(GTX628777)



SQSTM1 / P62 antibody
[HL1113] (GTX636328)



CD98 antibody [N1C2]
(GTX104108)



TrxR1 antibody [N3C2], Internal
(GTX108727)

Other antioxidant defense systems

Cat. No.	Product Name	Clonality	Reactivity	Applications
GTX113381	AKR1B1 antibody [N1C3]	Rb pAb	Hu,Rat,Pig	WB, ICC/IF, IHC-P, IHC
GTX109571	AKR1B10 antibody	Rb pAb	Hu,Ms,Rat	WB, ICC/IF, IHC-P
GTX116651	AKR1B10 antibody [N3C3]	Rb pAb	Hu	WB, ICC/IF
GTX105620	AKR1C1 antibody	Rb pAb	Hu,Ms	WB, ICC/IF, IHC-P, IHC
GTX104627	AKR1C3 antibody [C2C3], C-term	Rb pAb	Hu,Rat	WB, ICC/IF, IHC-P, IP
GTX113586	AKR1C3 antibody [N1C1]	Rb pAb	Hu	WB, IHC-P
GTX108089	AMID antibody [N1], N-term	Rb pAb	Hu	WB, IHC-P
GTX135137	CD26 antibody	Rb pAb	Hu	WB
GTX106692	CHMP5 antibody [N1C3]	Rb pAb	Hu,Ms	WB, ICC/IF, IHC-P, IP
GTX116824	CHMP6 antibody [N1C3]	Rb pAb	Hu	WB
GTX106142	KEAP1 antibody [C1C3]	Rb pAb	Hu	WB, ICC/IF
GTX114551	MGST1 antibody	Rb pAb	Hu,Ms,Rat	WB, IHC-P
GTX100235	NQO1 antibody [C2C3], C-term	Rb pAb	Hu,Ms,Rat,Mk	WB, ICC/IF, IHC-P
GTX635826	NRF2 antibody [HL1021]	Rec Rb mAb	Hu,Ms,Rat	WB, ICC/IF, IHC-P, PLA
GTX103322	NRF2 antibody [N2C2], Internal	Rb pAb	Hu,Ms,Rat,Zfsh,Allg,Plant,Bird	WB, ICC/IF, IHC-P, IP, ChIP assay
GTX629543	p21 Cip1 antibody [GT1032]	Ms mAb	Hu,Ms	WB, ICC/IF, IHC-P, FACS, IP
GTX112898	p21 Cip1 antibody	Rb pAb	Hu,Chk	WB, ICC/IF, IHC-P
GTX638291	p53 antibody [HL2242]	Rec Rb mAb	Hu,Ms,Rat	WB, IHC-P
GTX70214	p53 antibody [DO1]	Ms mAb	Hu,Ms	WB, ICC/IF, IHC-P, IHC-Fr, FACS, IP, ELISA
GTX102965	p53 antibody	Rb pAb	Hu,Ms,Zfsh	WB, ICC/IF, IHC-P, IP, ChIP assay
GTX634168	p53 (phospho Ser46) antibody [GT1018]	Ms mAb	Hu	WB, ICC/IF, IHC-P
GTX105920	PANK1 antibody [N3C3]	Rb pAb	Hu,Ms	WB, ICC/IF, IHC-P
GTX107798	PANK3 antibody	Rb pAb	Hu	WB, ICC/IF
GTX134743	S100A4 antibody	Rb pAb	Hu,Ms	WB
GTX636328	SQSTM1 / P62 antibody [HL1113]	Rec Rb mAb	Hu,Ms,Rat	WB, ICC/IF, IHC-P
GTX629890	SQSTM1 / P62 antibody [GT1478]	Ms mAb	Hu,Ms,Rat	WB, ICC/IF, IHC-Fr, FACS
GTX100685	SQSTM1 / P62 antibody [N3C1], Internal	Rb pAb	Hu,Ms,Rat,Zfsh,Bov,Honeybee, Mosq	WB, ICC/IF, IHC-P, FACS, IP, PLA
GTX128171	SQSTM1 / P62 (phospho Ser403) antibody	Rb pAb	Hu,Ms,Rat	WB, ICC/IF, IHC-P, FACS, IHC

